



AL-Tuwajri

Altuwajri Industrial Equipment co.

Model:

CS6266B\200MM (220-380V/60HZ/3PH)

Description:

GAP BED LATHE MACHINE



Model	CS6266B			
General Capacity	Turning over bed	600mm (24")		
	Turning over cross slide	420mm (17")		
	Turning over gap	670mm (24")		
Main spindle	Distance between center	1000/1500/2000/3000mm (40"/60"/80"/120")		
	Spindle nose	ISO702/11 No. 8 Camlock		
	Spindle bore diameter	82mm (3-15/16")		
Carriage	Spindle speed	9-1600rpm, 24 speeds		
	Taper of spindle nose	90mm 1:20		
	Cross slide travel	370mm (14-5/8")		
Tailstock	Compound slide travel	140mm (5-1/4")		
	Max. size cutting tool	25mm x 25mm (1" x 1")		
	Spindle travel	150mm (6")		
Bed	Taper of center	MT5		
	Bed width	390MM (16")		
	Pitch of lead screw	120MM DR 2TR		
Threading and feeding	Metric pitch threads	0.5-224MM, 68kinds		
	inch pitch threads	72-1/8TP, 48kinds		
	Miscellaneous pitch threads	0.5-122MP 420kinds		
	Diameter pitch threads	56-1/4Dp, 45kinds		
	Longitudinal feeds	0.018-6.34mm/rev 9kinds(0.4-0.1031"/rev)	0.03-2.52mm/rev 45kinds(0.0012-0.0983"/rev) "C"	0.028-6.34mm/rev 93kinds(0.001-0.001-0.1031"/rev)
	Cross feeds	0.012-2.37mm/rev 93kinds(0.4-0.1031"/rev)	0.017-21.07mm/rev 45kinds(0.001-0.048"/rev) "C"	0.012-2.37mm/rev 93kinds(0.001-0.1031"/rev)
Power	Main drive motor	10HP (7.5kW)		
	Coolant pump motor	90W		
Floor dimensions and packing size	Rapid traverse motor	250W		
	1800 (84") mm	2180 x 1050	2800 x 1150 x 1850	
	1500 (84") mm	2570 x 1050	2300 x 1150 x 1850	
	1200 (84") mm	1840 x 1050	1800 x 1150 x 1850	
	900 (120") mm	4370 x 1050	4800 x 1150 x 1850	
	1800 (84") mm	2400 x 1075		
Netweight and Gross weight	1500 (84") mm	2600 x 1250		
	1200 (84") mm	2800 x 1450		
	900 (120") mm			

Code Reference: **SJR-0001**

Riyadh Branch

Tel.No+966 11 44 66 222
Email: trust@al-tuwajri.com

Jeddah Branch

Tel.No +966 12 687 9999
Email: trust2@al-tuwajri.com

Dammam Branch

Tel.No +966 13 838 8880
Email: trust3@al-tuwajri.com



AL-Tuwaijri


Altuwaijri Industrial Equipment co.

Model:

C6240C/1000 (220/380V/60HZ/3PH)

Description:

GAP BED LATHE MACHINE



SPECIFICATIONS

CAPACITY		CARRIAGE	
Max. swing over bed	400 mm	Cross slide travel	180 mm
Max. swing over cross slide	230 mm	Compound rest travel	95 mm
Max. swing in gap	560 mm	Cross-section size of toolblank	20x20 mm ²
Center distance	750 1000 1500 mm	TAILSTOCK	
Bed width	360 mm	Taper of tailstock sleeve	M74
SPINDLE		Dia. of tailstock sleeve	65 mm
Spindle hole	52 mm	Travel of tailstock sleeve	140 mm
Spindle nose	C6	Main motor power	4kw
Spindle taper	M76	Packing size (LxWxH)	
Spindle speed	40-1400rpm(9steps), 1600rpm(optional)	Center distance : 750 mm	2220 x 1150 x 1590mm
FEEDS		Center distance : 1000 mm	2470 x 1150 x 1590mm
Metric threads range	0.25-14mm (20kinds)	Center distance : 1500 mm	2970 x 1150 x 1590mm
Inch threads range	2 - 40/inch	Net Weight / Gross Weight	
Module threads range	0.5-3.55mm (kinds)	Center distance : 750 mm	1400/2650
		Center distance : 1000 mm	1500/2150
		Center distance : 1500 mm	1650/2300

Code Reference: **SJR-0002**

Riyadh Branch

Tel.No+966 11 44 66 222
Email: trust@al-tuwaijri.com

Jeddah Branch

Tel.No +966 12 687 9999
Email: trust2@al-tuwaijri.com

Dammam Branch

Tel.No +966 13 838 8880
Email: trust3@al-tuwaijri.com



AL-Tuwajri

Altuwajri Industrial Equipment co.

Model:
LY6240C/1500 (220/380V/60HZ/3PH)

Description:
GAP BED LATHE MACHINE



Model			
General Capacity	Swing over bed	600mm (23")	
	Swing over cross slide	420mm (17")	
	Swing over gap	870mm (34")	
	Clearance between center	1000/1500/2000/3000mm (40"/50"/80"/120")	
Main spindle	Spindle nose	Ø5700/11 No.8 Camlock	
	Spindle bore diameter	Ø2mm (5/16")	
	Spindle speed	9-1600rpm, 24 speeds	
	Taper of spindle nose	Ø/mm 1:20	
Carriage	Cross slide travel	320mm (12-5/8")	
	Compound slide travel	345mm (13-5/16")	
	Max. size cutting tool	25mm x 25mm (1" x 1")	
Tailstock	Spindle travel	100mm (4")	
	Travel of center	MT5	
Bed	Bed width	390MM (16")	
	Pitch of leadframe	110MM OR 270"	
Threading and feeding	Metric pitch threads	0.5-2.24MM 48kinds	
	inch pitch threads	1/2-1.0131 48kinds	
	Moulder pitch threads	0.5-2.2344 48kinds	
	Diameter pitch threads	56-1/4cp, 65kinds	
	Longitudinal feeds	0.028-6.34mm/rev 95kinds(0.4-0.1052"/rev)	0.63-2.32mm/rev 60kinds(0.0013-0.0927"/rev) "C"
Cross feeds	0.012-2.37mm/rev 93kinds(0.6-0.1052"/rev)	0.007-21.07mm/rev 65kinds(0.0001-0.0407"/rev) "C"	0.012-2.37mm/rev 93kinds(0.001-0.1052"/rev)
	Main drive motor	10HP (7.5KW)	
Power	Coolant pump motor	90W	
	Rapid traverse motor	250W	
Floor dimensions and packing size	1800 (40") mm	2100 x 1050	2800 x 1150 x 1850
	1500 (30") mm	2170 x 1050	2800 x 1150 x 1850
	1200 (30") mm	3360 x 1050	3800 x 1150 x 1850
	1800 (24") mm	4370 x 1050	4800 x 1150 x 1850
	1800 (40") mm		2400 x 3075
Netweight and Gross weight	1500 (30") mm	2400 x 3250	
	1200 (30") mm	2800 x 3450	
	1800 (24") mm		
	1800 (40") mm		

Code Reference: **SJR-0003**

Riyadh Branch

Tel.No+966 11 44 66 222
Email: trust@al-tuwajri.com

Jeddah Branch

Tel.No+966 12 687 9999
Email: trust2@al-tuwajri.com

Dammam Branch

Tel.No+966 13 838 8880
Email: trust3@al-tuwajri.com



AL-Tuwaijri

Altuwaijri Industrial Equipment co.

Model:

LC-12DR

Description:

LOCK FORMER



LC-12DR		
Capacity	mm	0.5-1.2 B<0.8
Speed	m/min	6
Motor	Kw	1.5
Worktable Height	mm	760
Forming Axe QTY		7
Roller QTY	{set}	3
Weight	kg	245
Dimensions mm	LxWxH	1040x570x1050

Code Reference: **SJR-0004**

Riyadh Branch

Tel.No+966 11 44 66 222
Email: trust@al-tuwaijri.com

Jeddah Branch

Tel.No +966 12 687 9999
Email: trust2@al-tuwaijri.com

Dammam Branch

Tel.No +966 13 838 8880
Email: trust3@al-tuwaijri.com



AL-Tuwaijri

Altuwaijri Industrial Equipment co.

Model:

LC-12M (220/60HZ/3PH)

Description:

LOCK FORMER



LC-12M		
Capacity	mm	0.5-1.2 B<0.8
Speed	m/min	5.2
Motor	Kw	2.2
Worktable Height	mm	900
Forming Axe QTY		8
Roller QTY	(set)	3
Weight	kg	360
Dimensions mm	LxWxH	1520x630x1010

Code Reference: **SJR-0005**

Riyadh Branch

Tel.No+966 11 44 66 222
Email: trust@al-tuwaijri.com

Jeddah Branch

Tel.No +966 12 687 9999
Email: trust2@al-tuwaijri.com

Dammam Branch

Tel.No +966 13 838 8880
Email: trust3@al-tuwaijri.com



AL-Tuwaijri

Altuwaijri Industrial Equipment co.

Model:

LC-15DR (220/60HZ/3PH)

Description:

LOCK FORMER



Capacity	mm	0.7-1.5 B<1.0
Speed	m/min	7.6
Motor	Kw	2.2
Worktable Height	mm	900
Forming Axe QTY		7
Roller QTY	(set)	3
Weight	kg	310
Dimensions mm	LxWxH	1140X600X1160

Code Reference: **SJR-0006**

Riyadh Branch

Tel.No+966 11 44 66 222
Email: trust@al-tuwaijri.com

Jeddah Branch

Tel.No +966 12 687 9999
Email: trust2@al-tuwaijri.com

Dammam Branch

Tel.No +966 13 838 8880
Email: trust3@al-tuwaijri.com



AL-Tuwaijri

Altuwaijri Industrial Equipment co.

Model:

Z3050x16

Description:

RADIAL DRILLING MACHINE



TECHNICAL DATA	
Max Drilling Diameter	50 mm
Distance between Spindleaxis and column	1600 mm
	350mm
Distance between spindle end and working surface of base plate	1215 mm
	385 mm
Taper in spindle (Morse)	No. 5
Spindle travel	315 mm
Number of spindle speeds	16
Range of spindle speeds	25-2000 r/min
Number of spindle feeds	16
Range of spindle feeds	0.04-3.2 mm/r
Powerof main drive motor	4 kW
Voltage	380 v
Frequency	50,60 Hz
Net Weight	3500 kgs
Overall dimensions (LxWxH)	249x104x265 cm
Dimensions (LxWxH)	270x120x270 cm

Code Reference: **SJR-0007**

Riyadh Branch

Tel.No+966 11 44 66 222
Email: trust@al-tuwaijri.com

Jeddah Branch

Tel.No +966 12 687 9999
Email: trust2@al-tuwaijri.com

Dammam Branch

Tel.No +966 13 838 8880
Email: trust3@al-tuwaijri.com



AL-Tuwajri

Altuwajri Industrial Equipment co.

Model:

CS6266C/155MM (220/380V/60HZ/3PH)

Description:

GAP BED LATHE MACHINE



Model		CS6266C		
General Capacity	Swing over bed	600mm (24")		
	Swing over cross slide	420mm (17")		
	Swing over gap	870mm (34")		
	Distance between center	1000/1500/2000/3000mm (40"/60"/80"/120")		
Main spindle	Spindle nose	Ø170/11 No.8 Camlock		
	Spindle bore diameter	165mm (6.5")		
	Spindle speed	30-1600rpm, 24 speeds		
	Taper of spindle nose	1:30mm 1:30		
Carriage	Cross slide travel	300mm (12-5/8")		
	Compound slide travel	145mm (5-3/4")		
	Max. size cutting tool	25mm x 25mm (1" x 1")		
	Spindle travel	350mm (6")		
Tailstock	Taper of center	MT5		
	Bed width	920MM		
Bed	Pitch of lead screw	120MM Ø8.25"		
	Metric pitch threads	1-34mm 22kinds "C"		
	inch pitch threads	20-27kinds "C"		
	Module pitch threads	0.5-3leg 18kinds "C"		
	Diametral pitch threads	56-44p 24kinds "C"		
	Threading and feeding	Longitudinal feeds	0.028-6.36mm/rev	0.63-2.52mm/rev
93kinds(0.4-0.1032"/rev)			65kinds(0.0011-0.0997"/rev) "C"	93kinds(0.001-0.001-0.1032"/rev)
Cross feeds		0.012-2.37mm/rev	0.027-21.67mm/rev	0.012-2.37mm/rev
		93kinds(0.4-0.1032"/rev)	65kinds(0.0011-0.0997"/rev) "C"	93kinds(0.001-0.1032"/rev)
Main drive motor		30HP (7.5KW)		
Coolant pump motor		90W		
Rapid traverse motor	250W			
Power	1000 (40")	2200 x 2250	2800 x 1150 x 1850	
	1500 (60")	2370 x 1050	2900 x 1150 x 1850	
	2000 (80")	3960 x 1050	3800 x 1150 x 1850	
	3000 (120")	4170 x 1050	4800 x 1150 x 1850	
	1000 (40")		2800 x 1675	
	1500 (60")		2800 x 1250	
Floor dimensions and packing size	2000 (80")		2800 x 1450	
	3000 (120")		3200 x 1800	
Netweight and Gross weight	1500 (60")		2800 x 1250	
	2000 (80")		2800 x 1450	
	3000 (120")		3200 x 1800	

Code Reference: **SJR-0013**

Riyadh Branch

Tel.No+966 11 44 66 222
Email: trust@al-tuwajri.com

Jeddah Branch

Tel.No+966 12 687 9999
Email: trust2@al-tuwajri.com

Dammam Branch

Tel.No+966 13 838 8880
Email: trust3@al-tuwajri.com



AL-Tuwajri

Altuwajri Industrial Equipment co.

Model:

CS6250B

Description:

GAP BED LATHE MACHINE



Model	CS6250B			
General Capacity	Swing over bed	500mm (20")		
	Swing over cross slide	300mm (11.7")		
	Swing over gap	730mm (28")		
Distance between centers	1000/1500/2000/3000mm (40"/60"/80"/120")			
Main spindle	Spindle nose	ISO7021/M76		
	Spindle bore diameter	82mm (3-15/16")		
	Spindle speed	9-1600rpm, 24 speeds		
	Taper of spindle nose	90mm 1:20		
Carriage	Cross slide travel	320mm (12-5/8")		
	Compound slide travel	145mm (5-3/4")		
	Max. size cutting tool	25mm x 25mm (1" x 1")		
Tailstock	Spindle Taper	150mm (6")		
	Taper of center	MT5		
Bed	Bed width	390MM (16")		
	Bed length	120MM OR 27H		
Threading and feeding	Metric pitch threads	0.5-224MM, 48Kinds		
	Inch pitch threads	72-1/8TIP, 48Kinds		
	Microdial pitch threads	0.5-122MP 43Kinds		
	Diametral pitch threads	56-1/4dp, 45Kinds		
	Longitudinal feeds	0.028-6.34mm/rev 93Kinds(0.4-0.2032"/rev)	0.63-2.52mm/rev 85Kinds(0.0013-0.0937"/rev) "C"	0.028-6.34mm/rev 93Kinds(0.001-0.2032"/rev)
	Cross feeds	0.012-2.37mm/rev 99Kinds(0.4-0.1092"/rev)	0.007-11.07mm/rev 65Kinds(0.0051-0.040"/rev) "C"	0.012-2.37mm/rev 93Kinds(0.005-0.1892"/rev)
	Main drive motor	10HP (7.5KW)		
Power	Coolant pump motor	90W		
	Rapid traverse motor	250W		
Floor dimensions and packing size	1500 (80")	mm	2850 x 1050 2850 x 1150 x 1850	
	1500 (80")	mm	2170 x 1050 2100 x 1150 x 1850	
	2000 (80")	mm	3360 x 1050 3800 x 1150 x 1850	
	3000 (120")	mm	4370 x 1050 4800 x 1150 x 1850	
	1500 (80")	kg	2200 x 2700	
Netweight and Gross weight	1500 (80")	kg	2450 x 3000	
	2000 (80")	kg	2600 x 3250	
	3000 (120")	kg		

Code Reference: **SJR-0014**

Riyadh Branch

Tel.No+966 11 44 66 222

Email: trust@al-tuwajri.com

Jeddah Branch

Tel.No+966 12 687 9999

Email: trust2@al-tuwajri.com

Dammam Branch

Tel.No+966 13 838 8880

Email: trust3@al-tuwajri.com



AL-Tuwaijri

Altuwaijri Industrial Equipment co.

Model:

PB 1.5 X 2000AC

Description:

HAND FOLDER



Model		PB1.5x2000AC
Bending length	(mm)	2000
Folding thickness for mildsteel	(mm)	1.5
Folding angle		40°
Weight(kg)		560
Dimension(L.W.H)		2570x730x1400
Old model		WS1.5x2000AC

Code Reference: **SJR-0017**

Riyadh Branch

Tel.No+966 11 44 66 222
Email: trust@al-tuwaijri.com

Jeddah Branch

Tel.No +966 12 687 9999
Email: trust2@al-tuwaijri.com

Dammam Branch

Tel.No +966 13 838 8880
Email: trust3@al-tuwaijri.com



AL-Tuwaijri

Altuwaijri Industrial Equipment co.

Model:

PB 1.5 X 2000BC

Description:

HAND FOLDER



Model		PB1.5×2000BC
Bending length	(mm)	2000
Folding thickness for mildsteel	(mm)	1.5
Folding angle		60°
Weight(kg)		580
Dimension(L.W.H)		2570×730×1400
Old model		WS1.5×2000BC

Code Reference: **SJR-0018**

Riyadh Branch

Tel.No+966 11 44 66 222
Email: trust@al-tuwaijri.com

Jeddah Branch

Tel.No +966 12 687 9999
Email: trust2@al-tuwaijri.com

Dammam Branch

Tel.No +966 13 838 8880
Email: trust3@al-tuwaijri.com



AL-Tuwaijri

Altuwaijri Industrial Equipment co.

Model:

LC-12M (380/60HZ/3PH)

Description:

LOCK FORMER



LC-12M		
Capacity	mm	0.5-1.2 B<0.8
Speed	m/min	5.2
Motor	Kw	2.2
Worktable Height	mm	900
Forming Axe QTY		8
Roller QTY	(set)	3
Weight	kg	360
Dimensions mm	LxWxH	1520x630x1010

Code Reference: **SJR-0020**

Riyadh Branch

Tel.No+966 11 44 66 222
Email: trust@al-tuwaijri.com

Jeddah Branch

Tel.No +966 12 687 9999
Email: trust2@al-tuwaijri.com

Dammam Branch

Tel.No +966 13 838 8880
Email: trust3@al-tuwaijri.com



AL-Tuwaijri


Altuwaijri Industrial Equipment co.

Model:

B6050 (380V/60HZ/3PH)

Description:

SHAPING MACHINE



Max. Shaping length	mm	500
Max. distance from lower edge of ram to table	mm	370
Max. travel of table	Horizontal	mm 500
	Vertical	mm 300
Max. swivel angle of table	Without vice	90
	With vice	55
Max. vertical travel of tool head	mm	110
Frequency of stroke per	min	15, 24, 37, 51, 64,
		80, 102, 126, 158
Overall Dimensions (L x W x H)	cm	194x117
		x153
Net weight	kg	1800

Code Reference: **SJR-0023**

Riyadh Branch

Tel.No+966 11 44 66 222
Email: trust@al-tuwaijri.com

Jeddah Branch

Tel.No +966 12 687 9999
Email: trust2@al-tuwaijri.com

Dammam Branch

Tel.No +966 13 838 8880
Email: trust3@al-tuwaijri.com




AL-Tuwaijri

Altuwaijri Industrial Equipment co.

Model:
BH6070 (380V/60HZ/3PH)

Description:
SHAPING MACHINE



Max. Shaping length	700 mm
Max. Distance From Lower Edge of Ram to table	420 mm
Max. Travel of Table	Horiazontal 630mm
Vertical	320mm
Rapid Travel of Table	Horiazontal 0.75 m/min
Vertical	0.34 m/min
Max. Vertical Travel of tool head	125 mm
Frequency of Ram strokes	11,20,38,52,72,100 times/min.
Table feed per Ram strokes	-
Pawl riding over 1 ratchet tooth	Horiazontal 0.07 mm
Vertical	0.15 mm
Pawl riding over 10 ratchet tooth	Horiazontal 0.68 mm
Vertical	1.5 mm
Tool Head (Down)	0-0.4 mm
Tool Lifting (Linear speed)	< 20m/min
Motor	4kW. 960 r/min
Vice Measurements	-
x Wx Max. Opening	240x64x215 mm
Overall Dimensions LxWxH	2480x1400x1780 mm
Packing size LxWxH	Export 2620x1650x1720 mm
Import	2620x1650x1720 mm
Net Weight	2700 kg
Gross Weight	3300 kg

Code Reference: **SJR-0024**

Riyadh Branch

Tel.No+966 11 44 66 222
Email: trust@al-tuwaijri.com

Jeddah Branch

Tel.No +966 12 687 9999
Email: trust2@al-tuwaijri.com

Dammam Branch

Tel.No +966 13 838 8880
Email: trust3@al-tuwaijri.com



AL-Tuwaijri


Altuwaijri Industrial Equipment co.


Model:

GB 1.5X1250.5

Description:

GROOVING BENDING MACHINE

TECHNICAL DETAILS	
MODEL	G1.5X1250-5
DESCRIPTION	GROOVING BEDNING MACHINE
THICKNESS (MM)	1.5
LENGTH (MM)	1250
SHAPE	
MAIN MOTOR (KW)	2.2
WEIGHT (KG)	500
DIMENSION SIZE (LXWXH)	1600x000x1200 mm



Code Reference: **SJR-0025**

Riyadh Branch

Tel.No+966 11 44 66 222
Email: trust@al-tuwaijri.com

Jeddah Branch

Tel.No +966 12 687 9999
Email: trust2@al-tuwaijri.com

Dammam Branch

Tel.No +966 13 838 8880
Email: trust3@al-tuwaijri.com



AL-Tuwaijri

Altuwaijri Industrial Equipment co.

Model:

LZ62100 (220/380V/60HZ/3PH/15KW/SPINDLE BORE 105 MM)

Description:

UNIVERSAL LATHE MACHINE



Model	LZ62100C
Capacities	
Max. Swing over bed	1000mm
Max. swing over cross slide	600mm
Center distance	750,1000,1500,2000,3000,4000mm
Max. swing over gap	1200mm
Valid length of gap	300mm
Bed width	600mm
HEADSTOCK	
Spindle hole	Ø105mm or 20mm
Spindle nose	C-11 or D-11
Spindle taper	MTR 100
Spindle speeds (Numbers)	14-750 or 18-900 rpm (18steps)
Gear Box - Threads & Feeds	
Metric Threads range (kinds)	1-240mm (54kinds)
Inch Threads range (kinds)	2B-3 inch (37kinds)
Modular Threads range (kinds)	0.5-60 DP (45kinds)
Diametral Threads range (kinds)	20-11.5p.i (27kinds)
Longitudinal feeds range (kinds)	0.05-1.62 mm/r (73kinds)
Cross feeds range (kinds)	0.015-0.48mm/r (73kinds)
Rapid feed Long/Cross	6/2mm/min
Lead screw side: Diameter/Pitch	T48mm/12mm
Carriage	
Cross slide Travel	400mm
Compound rest Travel	230mm
Size of tool shank	30x30mm
Tailstock	
Spindle diameter	120mm
Spindle taper	MORSE 3 & 6
Spindle travel	205mm
MOTOR	
Main drive motor	11kW
Coolant pump motor	0.9kW
Rapid feed motor	0.12kW
Center distance	
750mm	2792 x 1276 x 1390
1000mm	3042 x 1276 x 1390
1500mm	3542 x 1276 x 1390
2000mm	3952 x 1276 x 1390
3000mm	4952 x 1276 x 1390
4000mm	3952 x 1276 x 1390

Code Reference: **SJR-0029**

Riyadh Branch

Tel.No+966 11 44 66 222

Email: trust@al-tuwaijri.com

Jeddah Branch

Tel.No+966 12 687 9999

Email: trust2@al-tuwaijri.com

Dammam Branch

Tel.No+966 13 838 8880

Email: trust3@al-tuwaijri.com



AL-Tuwaijri


Altuwaijri Industrial Equipment co.

Model:

C6240C/2000 (220/380V/60HZ/3PH)

Description:

GAP BED LATHE MACHINE



SPECIFICATIONS

CAPACITY		CARLAGE	
Max. swing over bed	400 mm	Cross slide travel	180 mm
Max. swing over cross slide	230 mm	Compound rest travel	95 mm
Max. swing in gap	560 mm	Cross-section size of toolbank	20x20 mm ²
Center distance	750 1000 1500 mm	TAILSTOCK	
Bed width	360 mm	Taper of tailstock sleeve	M74
SPINDLE		Dia. of tailstock sleeve	65 mm
Spindle hole	52 mm	Travel of tailstock sleeve	140 mm
Spindle nose	C6	Main motor power	4kw
Spindle taper	M76	Packing size (LxWxD)	
Spindle speed	40-1400rpm(9steps), 1600rpm(optional)	Center distance : 750 mm	2220 x 1150 x 1590mm
FEEDS		Center distance : 1000 mm	2470 x 1150 x 1590mm
Metric threads range	0.25-14mm (20kinds)	Center distance : 1500 mm	2970 x 1150 x 1590mm
Inch threads range	2 - 40/inch	Net Weight / Gross Weight	
Module threads range	0.5-3.55mm (kinds)	Center distance : 750 mm	1400/2050
		Center distance : 1000 mm	1500/2150
		Center distance : 1500 mm	1650/2300

Code Reference: **SJR-0035**

Riyadh Branch

Tel.No+966 11 44 66 222
Email: trust@al-tuwaijri.com

Jeddah Branch

Tel.No+966 12 687 9999
Email: trust2@al-tuwaijri.com

Dammam Branch

Tel.No+966 13 838 8880
Email: trust3@al-tuwaijri.com



AL-Tuwaijri

Altuwaijri Industrial Equipment co.

Model:

SM-500

Description:

SHAPING MACHINE



The machine is designed for cutting flat and flamed surfaces on various kinds of small or medium sized workpiece. It can also be used to cut surfaces in special shape if equipped with a special vice or a dividing head and it is suitable for single piece and small batch production as well.

The main cutting motion of the machine is linear motion being converted from circular motion of gears by link belt mechanism. With smooth transmission, short over run and less consume of power, the machine is easy to start and stop.

If being provided with a tool lifter, the machine table can obtain rapid motion in vertical and horizontal direction. The machine, with pleasing appearance and stable accuracy, can be served and maintained conveniently.

SPECIFICATIONS

Max shaping length(mm)	500
Max range of the horizontal movement of the table(mm)	525
Max distance between the ram bottom and table(mm)	370
Max length of the vertical movement of table(mm)	270
Dimensions of table top(L x W)(mm)	440 x 360
Max. stroke length of the toolhead(mm)	120
Max swivel angle of the toolhead(°)	±60°
Max section of tool(W x T)(mm)	20 x 30
Number of ram reciprocation per minute(NC/min)	14-80
Range of table feed - Horizontal	0.2-0.25 0.08-1
Range of table feed - Vertical (mm/recip)	0.2-0.25 0.08-1
Speed of rapid travel of table - Horizontal	0.95 0.38
Speed of rapid travel of table - Vertical	0.95 0.38
Width of the T-slot for center positioning(mm)	18
Power of the main motor(kw)	3
N.W.G.W(kg)	1650
Overall dimensions(L x W x H)(mm)	2160 x 1070 x 1194

Code Reference: **SJR-0036**

Riyadh Branch

Tel.No+966 11 44 66 222

Email: trust@al-tuwaijri.com

Jeddah Branch

Tel.No+966 12 687 9999

Email: trust2@al-tuwaijri.com

Dammam Branch

Tel.No+966 13 838 8880

Email: trust3@al-tuwaijri.com



AL-Tuwaijri

Altuwaijri Industrial Equipment co.

Model:

LY6240B/1500MM (220/380V/60HZ/3PH)

Description:

GAP LATHE MACHINE WITH 65MM SPINDLE



Specifications:

Max swing over bed	400mm
Max swing over cross slide	225mm
Center distance	1500mm
Max swing over gap	530mm
Effective length of gap	260mm
Bed width	330mm
Spindle hole	65mm
Spindle nose	B50-C6
Spindle taper	Metric 70mm
Spindle speeds (number)	22-1800rpm (15 steps)
Metric threads range (kinds)	0.5-20mm (66 kinds)
Inch threads range (kinds)	1-56 inch
Metric threads range (kinds)	0.5-2.5mm
Rapid traveling speed of carriage	5m/min
Cross slide travel	300mm
Compound rest travel	130mm
Cross section size of tool shank	20x25mm
Taper of tailstock sleeve	Horse No.5
Diameter of tailstock sleeve	75mm
Travel of tailstock sleeve	75mm
Main drive motor	4 or 5kw
Coolant pump motor	0.125kw
Rapid traverse motor	0.13kw
Net/Gross weight	1560/2210kg.

Code Reference: **SJR-0041**

Riyadh Branch

Tel.No+966 11 44 66 222

Email: trust@al-tuwaijri.com

Jeddah Branch

Tel.No +966 12 687 9999

Email: trust2@al-tuwaijri.com

Dammam Branch

Tel.No +966 13 838 8880

Email: trust3@al-tuwaijri.com



AL-Tuwaijri

Altuwaijri Industrial Equipment co.

Model:

GH-1440B (220/380V/60HZ/3PH)

Description:

LATHE MACHINE WITH 38MM SPINDLE



Technical Specification:

MODELS	GH-1440B
CAPACITY	
Max swing over bed	Φ360mm (14")
Max swing over gap	Φ506mm
Max swing over slide	Φ220mm
Width of bed	206mm
Max length of workpiece(two centers)	40"(1000mm)
SPINDLE	
Spindle nose	D4
Spindle bore	Φ38mm
Taper bore of spindle	M.T.NO.5
Steps of spindle speed	8
Range of spindle speed	45~1800rpm
FEED	
Range of longitudinal feeds	0.0020-0.0400in/r (0.067~1.019mm/r)
Range of cross feeds	0.0009-0.0138in/r (0.018~0.275mm/r)
THREADING	
Inch threads	4-112 (40 kinds)
Metric threads	0.40-7.0 (37 kinds)
Range of longitudinal feeds	0.043-0.653(0.0012"~0.0234" rev)
Range of cross feeds	0.015-0.220(0.0003"~0.01" rev)
LEADSCREW	
Diameter of leadcrew	Φ22mm (7/8")
Pitch threads of leadcrew	4mm or 8TP
TAILSTOCK	
Travel of tailstock quill	120mm
Taper bore of tailstock quill	M.T.NO.5
OTHERS	
Main motor	1.5/2.4 (3HP)
Overall dimensions(LxWxH)	1820x740x1240mm
Net weight/Gross weight	750/880kg

Code Reference: **SJR-0044**

Riyadh Branch

Tel.No+966 11 44 66 222

Email: trust@al-tuwaijri.com

Jeddah Branch

Tel.No+966 12 687 9999

Email: trust2@al-tuwaijri.com

Dammam Branch

Tel.No+966 13 838 8880

Email: trust3@al-tuwaijri.com